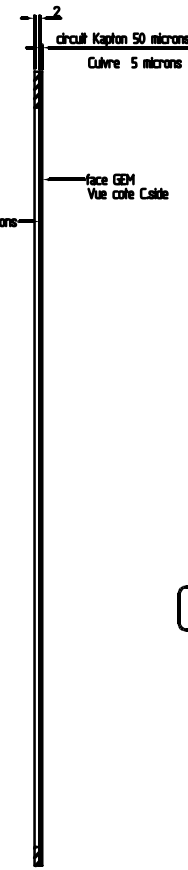
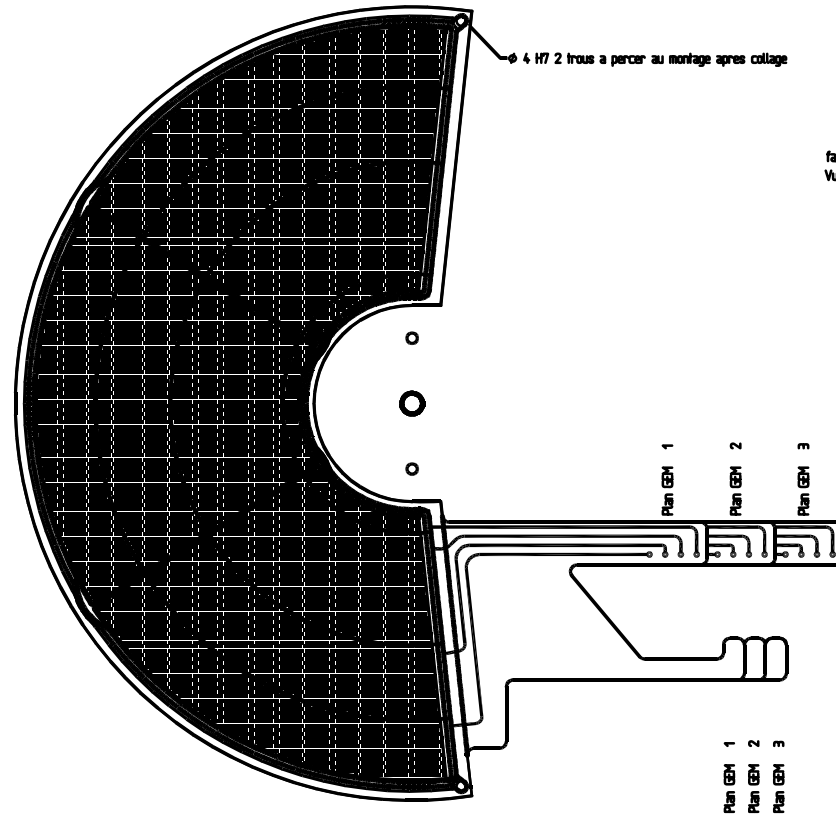
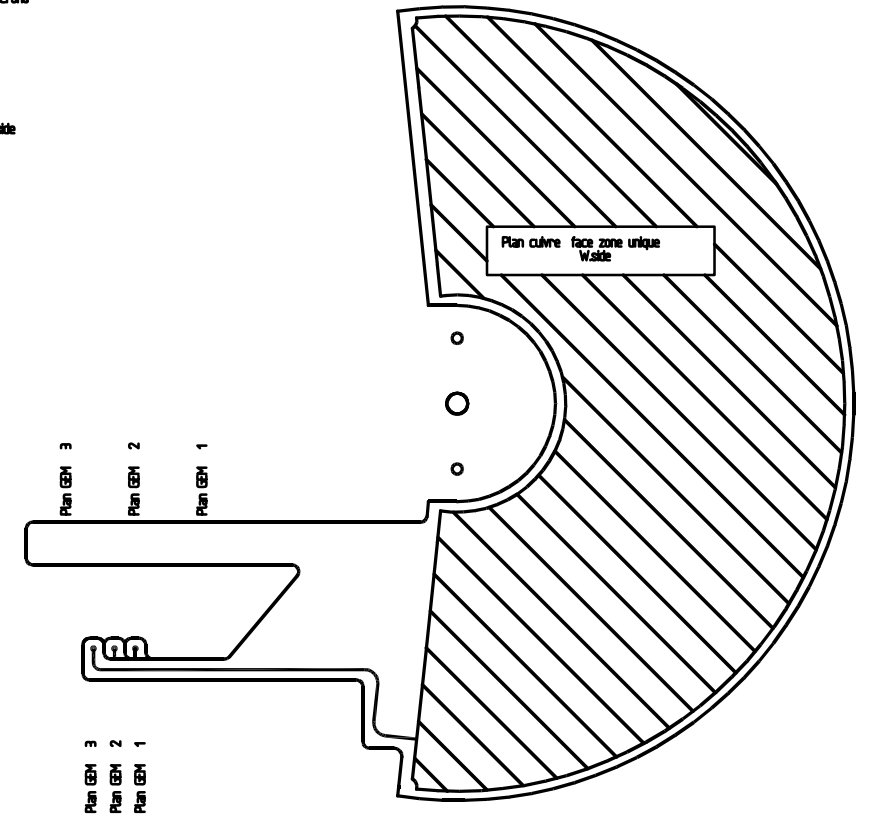


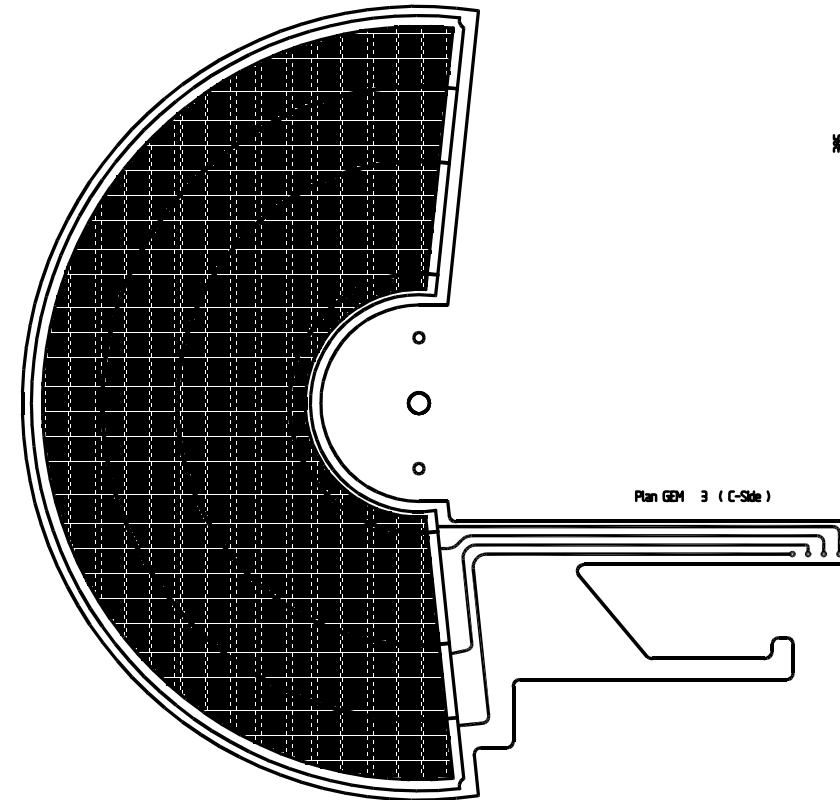
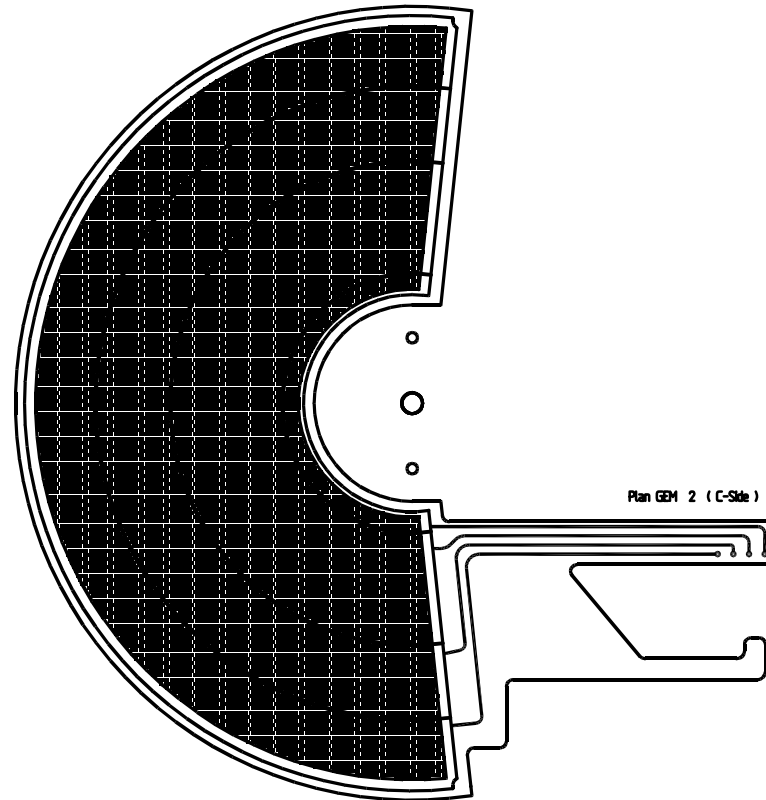
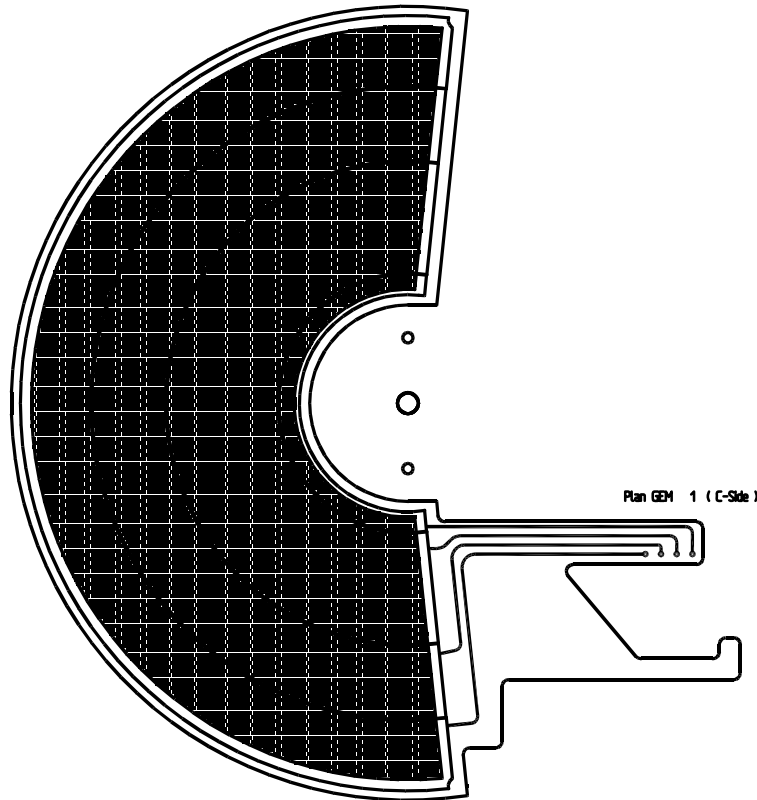
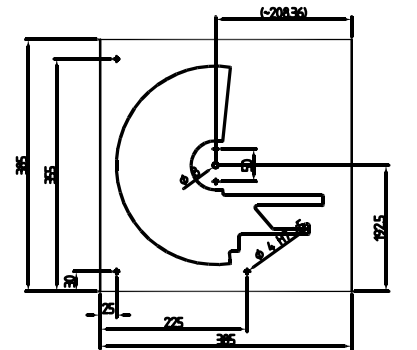
ENSEMBLE MONTE CADRE + CIRCUIT  
Plan GEM 1-2-3 Vue cote Cadre



Plan GEM 1-2-3  
Vue cote W side ( sans cadre )



Surface de decoupe



Fichiers circuit imprime: edms.cern.ch/item/EDA-00962  
Dimensions GEM: voir plan epure GEM  
Dimensions Cadre: voir plan TOTEM-007

PLAN GEM  
support Kapton 50u  
cuivre 5u  
traitement Chrome - 500 A  
traitement Nickel-Or - 500 A

Expérience TOTEM - chambre GEM	SCALE	1:1	REV. 01	Eric DAVID	07.08.2005
Experience TOTEM 2005 Chambre GEM Plan GEM Rep. 1-2-3	SCALE	1:1	REV. 01		
TOTEM-003			TOTEM-003		

CHANGEMENTS  
 1. 10.08.05  
 2. 10.08.05  
 3. 10.08.05  
 4. 10.08.05  
 5. 10.08.05  
 6. 10.08.05  
 7. 10.08.05  
 8. 10.08.05  
 9. 10.08.05  
 10. 10.08.05  
 11. 10.08.05  
 12. 10.08.05  
 13. 10.08.05  
 14. 10.08.05  
 15. 10.08.05  
 16. 10.08.05  
 17. 10.08.05  
 18. 10.08.05  
 19. 10.08.05  
 20. 10.08.05  
 21. 10.08.05  
 22. 10.08.05  
 23. 10.08.05

IND.	DATE	NOM/NAME	ZONE	MODIFICATION